



PHDXTM



High Density **PLASMA**

TORCHES & CONSUMABLES

50 - 260 AMP TORCH KITS

Part #	Amp	Power Supply	Plasma Gas	Shield Gas	Material	Notes
90-7950	400	400X	O ₂	Air	Mild Steel	Straight & Bevel Cutting
90-7951	260	260X	O ₂	Air	Mild Steel	Standard Cutting
90-7952	200	260X	O ₂	Air	Mild Steel	Standard Cutting
90-7953	130	260X	O ₂	Air	Mild Steel	Standard Cutting
90-7954	80	260X	O ₂	Air	Mild Steel	Standard Cutting
90-7905	50	260X	O ₂	Air	Mild Steel	Standard Cutting
90-7907	260	260X	O ₂	Air	Mild Steel	Bevel Cutting
90-7910	130	260X	O ₂	Air	Mild Steel	Bevel Cutting

PLASMA HIGH DENSITY

LOWER OPERATING COSTS

- Bevel less than 2°
- Minimal dross

LIFETIME WARRANTY

- The best torch warranty in the industry

MADE IN THE USA

- Engineered to stringent tolerances

QUALITY CHECKED

- All consumables are tested for dimensional accuracy



Qty	Parts
1	Torch Body
10	Electrodes
10	Nozzles
2	Swirl Rings
1	Nozzle Retaining Cap
2	Shields
1	Shield Cap
1	Consumables Removal Tool
1	Water Tube Removal Tool
1	1/4 oz. Silicon Lubricant
1	O-ring Kit

CLEANCUT™ TECHNOLOGY

Upgrade Your Consumables

CleanCut™'s patented nozzle and electrode allow your consumables to run longer and cut cleaner making for less downtime and post grind clean-up.

Learn more at:
AmericanTorchTip.com/cleancut



† American Torch Tip Company is in no way affiliated with the above-named manufacturer(s). References to the above-named machines, torches and numbers are for your convenience only. American Torch Tip is not necessarily authorized by the above-named manufacturer(s) to provide replacement parts. Most parts advertised for sale are made by, or for, American Torch Tip Company and other parts, as indicated, are original parts manufactured by the above-named OEM and are simply being resold by American Torch Tip Company. Part numbers including an * are manufactured by the respective OEM.


30 - 130 AMP CONSUMABLES



(Typical setup shown. Parts for your application may look slightly different)

Amp	Shield Cap	Shield	Nozzle Retaining Cap	Nozzle	Swirl Ring	Electrode	Water Tube
Mild Steel							
30	90-0747	60-0194	90-0754	60-0193	90-0180	60-0192	90-0340
50	90-0747	90-0555	90-0754	90-0554	90-0553	90-0552	90-0340
80	90-0747	90-0189	90-0756	90-0188	90-0179	90-0187 / 90-0566 (CleanCut™)	90-0340
130	90-0747	90-0183	90-0756	90-0182	90-0179	90-0181 / 90-0665 (CleanCut™)	90-0340
Stainless Steel							
45	90-0747	90-0202	90-0755	90-0201	90-0180	90-0308	90-0340
80	90-0747	90-0338	90-0755	90-0337	90-0179	90-0339	90-0340
130	90-0747	90-0198	90-0755 (H35) 90-0756 (N ₂)	90-0197	90-0179	90-0307	90-0340
Aluminum							
45	90-0747	90-0202	90-0756	90-0201	90-0180	90-0308	90-0340
130	90-0747	90-0198	90-0755 (H35) 90-0756 (Air)	90-0197	90-0179	90-0307 (H35) / 90-0181 (Air)	90-0340

200 - 400 AMP CONSUMABLES




(Typical setup shown. Parts for your application may look slightly different)

† Shield Cap, Shield and Nozzle Retaining Cap must be used in combination for proper operation.

Amp	† Shield Cap	† Shield	† Nozzle Retaining Cap	Nozzle	Swirl Ring	Electrode	Water Tube
Mild Steel							
200	90-4000	90-2002	90-2601	90-0354	90-0353	90-0352 / 90-0666 (CleanCut™)	90-0340
260	90-4000	90-2602	90-2601	90-0439	90-0436	90-0435 / 90-0668 (CleanCut™)	90-0340
400	90-4000	90-4002	90-4001	90-0632	*220631	90-0629 / 90-0530 (CleanCut™)	90-0571
Stainless Steel							
200	90-0637	90-0762	*220758	90-0343	90-0342	90-0307	90-0340
260	90-0637	90-0763	*220758	90-0406	90-0405	90-0307	90-0340
400	90-0637	90-0707	*220712	90-0708	90-0405	90-0709	90-0571
Aluminum							
200	90-0637	90-0762	*220759	90-0346	90-0342	90-0307	90-0340
260	90-0637	90-0763	*220758	90-0406	90-0405	90-0307	90-0340
400	90-0637	90-0707	*220712	90-0708	90-0405	90-0709	90-0571

80 - 400 AMP BEVELING CONSUMABLES




† Shield Cap, Shield and Nozzle Retaining Cap must be used in combination for proper operation.

(Typical setup shown. Parts for your application may look slightly different)

Amp	† Shield Cap	† Shield	† Nozzle Retaining Cap	Nozzle	Swirl Ring	Electrode	Water Tube
Mild Steel - Bevel							
80	90-0637	90-0742	*220845	90-0806	90-0179	90-0802	90-0700
130	90-0637	90-0742	*220740	90-0646	90-0179	90-0649	90-0700
200	90-0637	90-0658	*220845	90-0659	90-0353	90-0662	90-0700
260	90-0637	90-0741	*220740	90-0542	90-0436	90-0541	90-0571
400	90-4000	90-4002	90-4001	90-0632	*220631	90-0629	90-0571
Stainless Steel - Bevel							
130	90-0637	90-0738	*220739	90-0656	90-0179	90-0606	90-0571
260	90-0637	90-0738	*220739	*220607	90-0405	90-0606	90-0571
400	90-0637	90-0707	*220712	90-0708	90-0405	90-0709	90-0571

PHDX™ PARTS & ACCESSORIES



Pos	Part #	Desc
1	90-0706	Torch body
2	*220705	Quick disconnect receptacle
3	90-0788	Torch mounting sleeve assembly Short 4.5"
	90-0789	Torch mounting sleeve assembly Standard 7"
	90-0790	Torch mounting sleeve assembly Long 9"
4	60-4119	Consumable tool
5	60-0000	Water tube tool
	90-8879	Torch kit: O-rings, Water tube, Seal
	90-8880	Quick disconnect kit: O-ring, Connector

† American Torch Tip Company is in no way affiliated with the above-named manufacturer(s). References to the above-named machines, torches and numbers are for your convenience only. American Torch Tip is not necessarily authorized by the above-named manufacturer(s) to provide replacement parts. Most parts advertised for sale are made by, or for, American Torch Tip Company and other parts, as indicated, are original parts manufactured by the above-named OEM and are simply being resold by American Torch Tip Company. Part numbers including an * are manufactured by the respective OEM.